



# MATEMATICA

|                    |            |               |        |                 |                           |
|--------------------|------------|---------------|--------|-----------------|---------------------------|
| <b>ASIGNATURA:</b> | MATEMATICA | <b>CURSO:</b> | 1º AÑO | <b>DOCENTE:</b> | ANA P. NEICUL Ñ.          |
| <b>ALUMNO:</b>     |            |               |        | <b>FECHA:</b>   | SEMANA 7 AL 11/06 DE 2021 |

Objetivo(s) de la Clase:

OA 9. Demostrar que comprenden la adición de números del 0 al 20 progresivamente, de 0 a 5, de 6 a 10, de 11 a 20 con dos sumandos:

PATRONES Y ALGEBRA: OA 11. Reconocer, describir, crear y continuar patrones repetitivos.

## LOS NUMEROS HASTA EL 20

### Actividad 1

Y vamos a contar hasta el 20.




## Actividad 2

Lee y escribe los números hasta el 11

|    |    |   |   |   |   |   |   |   |   |
|----|----|---|---|---|---|---|---|---|---|
| 0  | 1  | 2 | 3 | 4 | 5 | 6 | 7 | 8 | 9 |
|    |    |   |   |   |   |   |   |   |   |
| 10 | 11 |   |   |   |   |   |   |   |   |
|    |    |   |   |   |   |   |   |   |   |

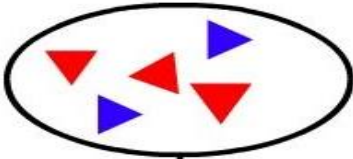

## Actividad 3



Escribe el número que esta antes.

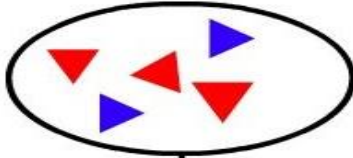



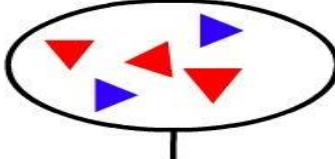
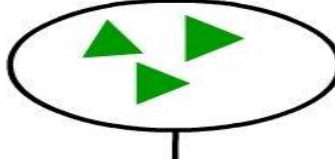
### Actividad 4

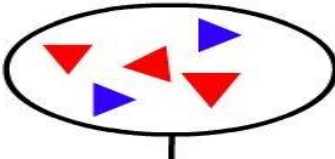
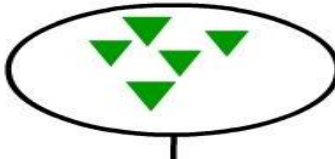
Cuenta los triángulos y escribe el número, luego suma colocando el resultado en el rectángulo.

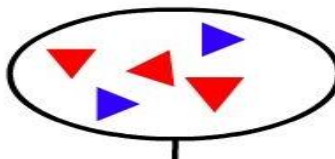
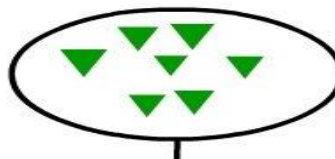
   
[ ] + [ ] = [ ]

   
[ ] + [ ] = [ ]

   
[ ] + [ ] = [ ]

   
[ ] + [ ] = [ ]

   
[ ] + [ ] = [ ]

   
[ ] + [ ] = [ ]

### Actividad 5

Completa los números que faltan en las secuencias.

|           |  |           |          |           |          |           |          |          |           |
|-----------|--|-----------|----------|-----------|----------|-----------|----------|----------|-----------|
| <b>1</b>  |  |           | <b>4</b> |           | <b>6</b> |           | <b>8</b> | <b>9</b> |           |
| <b>11</b> |  | <b>13</b> |          | <b>15</b> |          | <b>17</b> |          |          | <b>20</b> |



|  |           |          |  |          |           |  |  |           |           |
|--|-----------|----------|--|----------|-----------|--|--|-----------|-----------|
|  | <b>2</b>  | <b>3</b> |  | <b>5</b> |           |  |  |           | <b>10</b> |
|  | <b>12</b> |          |  |          | <b>16</b> |  |  | <b>19</b> |           |



|          |           |          |           |  |  |          |  |          |           |
|----------|-----------|----------|-----------|--|--|----------|--|----------|-----------|
| <b>1</b> |           | <b>3</b> |           |  |  | <b>7</b> |  | <b>9</b> |           |
|          | <b>12</b> |          | <b>14</b> |  |  |          |  |          | <b>20</b> |



|           |  |          |  |          |           |           |          |  |           |
|-----------|--|----------|--|----------|-----------|-----------|----------|--|-----------|
|           |  | <b>3</b> |  | <b>5</b> |           |           | <b>8</b> |  | <b>10</b> |
| <b>11</b> |  |          |  |          | <b>16</b> | <b>17</b> |          |  |           |



### Actividad 6



Cuenta las estrellas y escribe el número, luego suma colocando el resultado en el rectángulo.



   
□ + □ = □

   
□ + □ = □

   
□ + □ = □









   
□ + □ = □







   
□ + □ = □

   
□ + □ = □

### Actividad 7

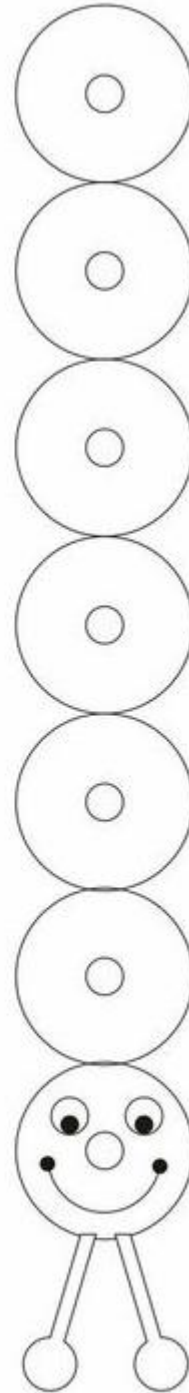

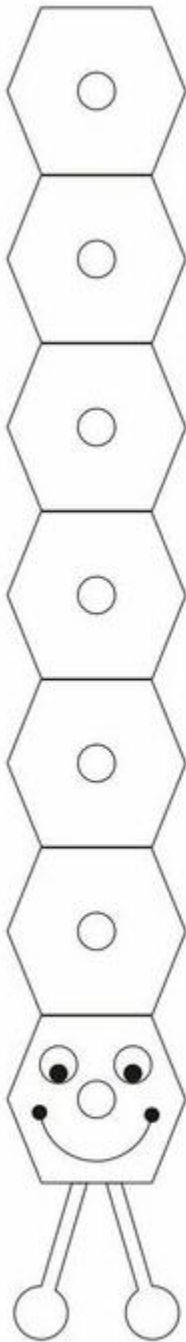
Cuenta las imágenes y escribe el número debajo de cada una, luego suma colocando el resultado después del signo = .

|  |   |  |   |  |
|--|---|--|---|--|
|   | + |   | = |  |
|  | + |  | = |  |
|   | + |   | = |  |
|  | + |  | = |  |
|   | + |   | = |  |
|  | + |  | = |  |
|  | + |  | = |  |
|  | + |  | = |  |

|   |   |   |   |                      |
|---|---|---|---|----------------------|
| <br><input type="text"/> | + | <br><input type="text"/> | = | <input type="text"/> |
| <br><input type="text"/> | + | <br><input type="text"/> | = | <input type="text"/> |
| <br><input type="text"/> | + | <br><input type="text"/> | = | <input type="text"/> |

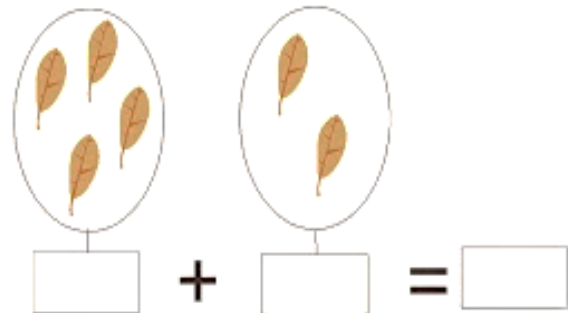
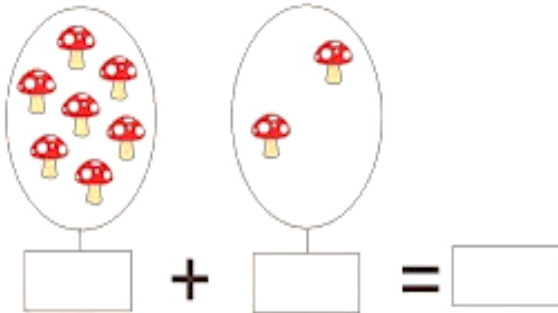
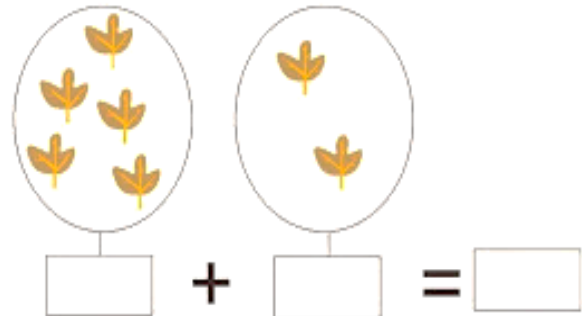
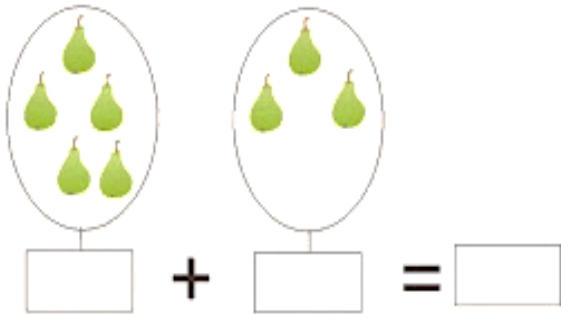
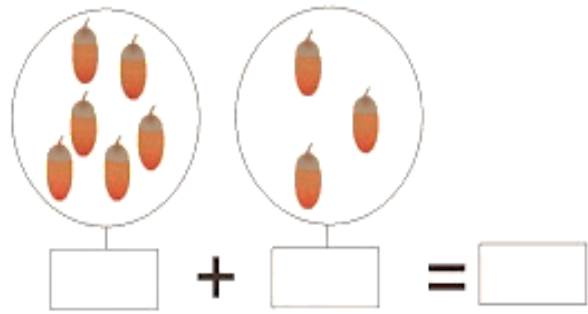
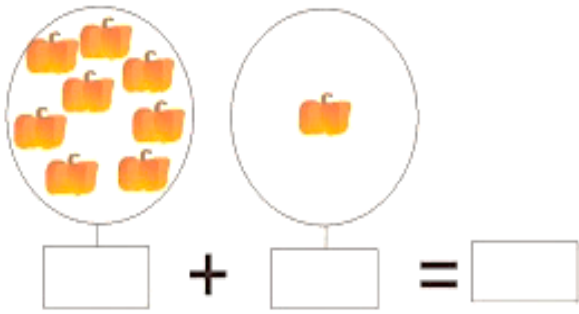
## Actividad 8

Elige tres colores y pinta las imágenes para formar los patrones.



## Actividad 9

Cuenta las imágenes, coloca el número en cada recuadro y luego suma.



## Actividad 10

Completa las secuencias numéricas, colocando los números que faltan.

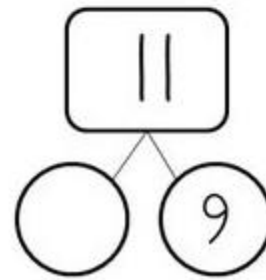
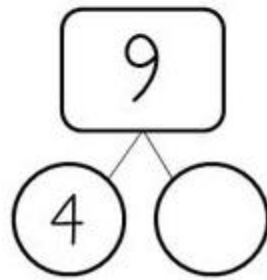
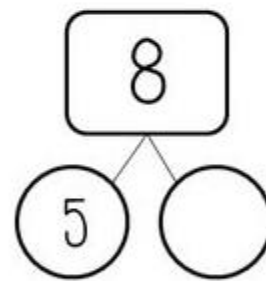
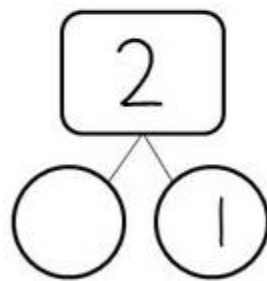
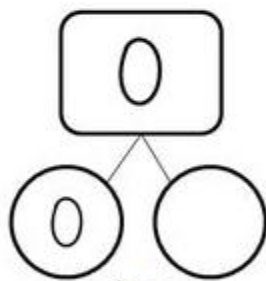
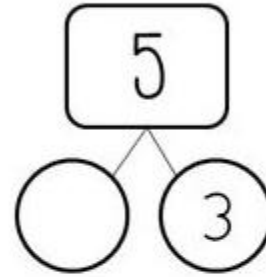
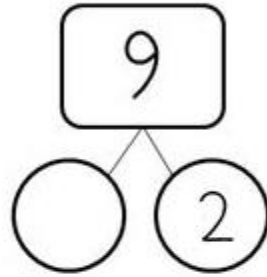
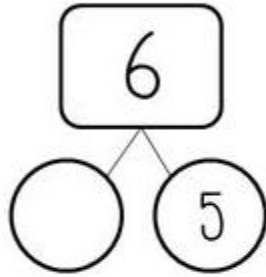
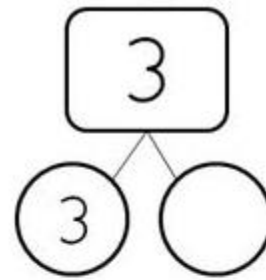
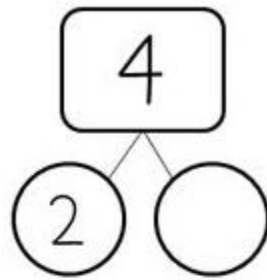
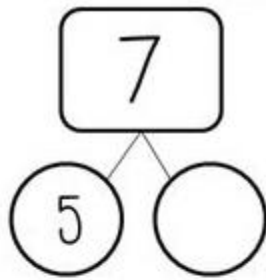
|          |          |          |          |          |          |          |          |          |           |
|----------|----------|----------|----------|----------|----------|----------|----------|----------|-----------|
| <b>1</b> | <b>2</b> | <b>3</b> | <b>4</b> | <b>5</b> | <b>6</b> | <b>7</b> | <b>8</b> | <b>9</b> | <b>10</b> |
|----------|----------|----------|----------|----------|----------|----------|----------|----------|-----------|

The worksheet contains four rows of a number line from 1 to 10. Each row starts with a bee character. The numbers 1, 2, 3, 4, 5, 7, 8, 9, and 10 are placed in circles, with some circles empty for completion.

|   |   |   |   |   |   |   |   |   |    |
|---|---|---|---|---|---|---|---|---|----|
| 1 | 2 | 3 | 4 | 5 | 6 | 7 | 8 | 9 | 10 |
| 1 |   |   | 4 |   |   | 7 |   | 9 |    |
| 2 |   |   |   | 5 |   |   | 8 |   |    |
| 3 |   |   |   |   |   |   |   |   | 10 |
| 1 |   |   |   |   |   | 7 |   |   |    |

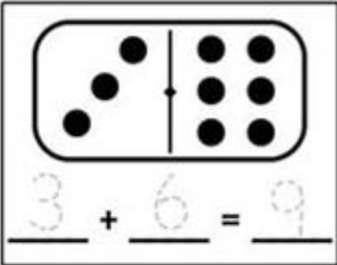
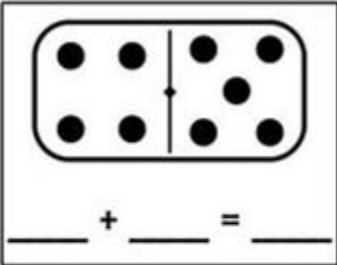
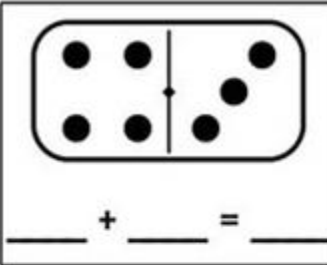
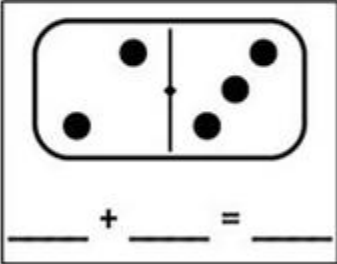
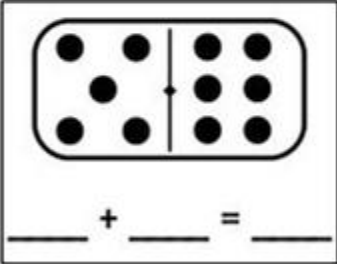
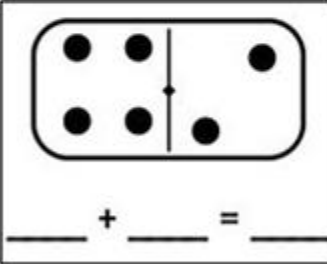
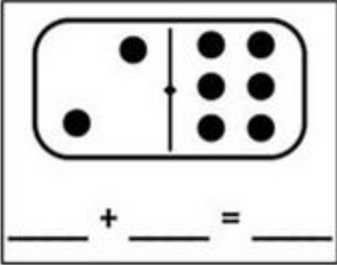
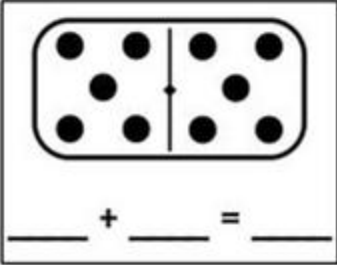
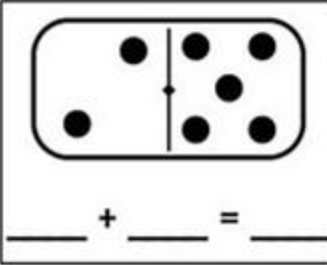

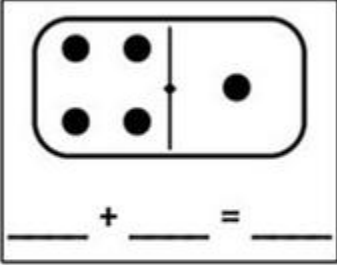
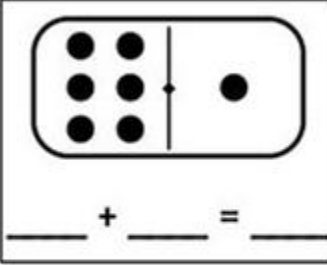
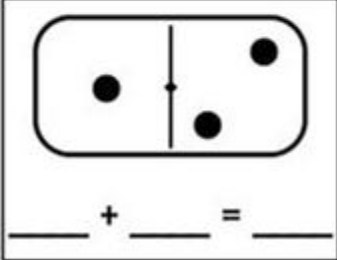
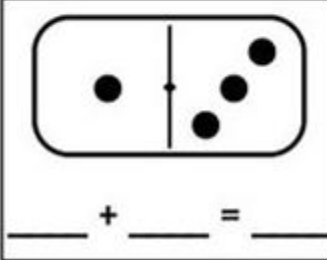
### Actividad 11

Observa la imagen y coloca el número que falta para completar la suma.



## Actividad 12

Cuenta los puntos de cada domino y coloca el número en cada línea y luego suma.

|  |   |  |
|--|---|--|
| <br>$3 + 6 = 9$ | <br>+    =   | <br>+    =   |
| <br>+    =      | <br>+    =   | <br>+    =   |
| <br>+    =     | <br>+    =  | <br>+    =  |
|               | <br>+    = | <br>+    = |
|  | <br>+    = | <br>+    = |